



碧云天生物技术/Beyotime Biotechnology  
 订货热线: 400-168-3301或800-8283301  
 订货e-mail: order@beyotime.com  
 技术咨询: info@beyotime.com  
 网址: http://www.beyotime.com

## PI 3 Kinase p85 beta Rabbit Monoclonal Antibody

| 产品编号   | 产品名称  | 包装         |
|--------|---|------------|
| AF1729 | PI 3 Kinase p85 beta Rabbit Monoclonal Antibody | 50 $\mu$ l |

### 产品简介:

| 来源     | 用途                       | 交叉反应性 | 分子量    |
|--------|--------------------------|-------|--------|
| Rabbit | WB, IP, IF, IHC, ICC, FC | H, R  | 82 kDa |

WB, Western blot; IP, Immunoprecipitation; IF, Immunofluorescence; IHC, Immunohistochemistry; ICC, Immunocytochemistry; FC, Flow Cytometry; ELISA, Enzyme-linked Immunosorbent Assay; ChIP, Chromatin Immunoprecipitation Assay.

H, Human; M, Mouse; R, Rat; C, Chicken; Cw, Cow; Dg, Dog; Gp, Guinea pig; Hm, Hamster; Hr, Horse; Mk, Monkey; Pg, Pig; Rb, Rabbit; S, Sheep; Z, Zebrafish; All, all species expected.

- 配套提供了 Western 一抗稀释液, 可以用于 Western 检测或其它适当用途时的一抗稀释。
- 建议抗体使用时的稀释比例如下(实际使用时需根据抗原水平的高低作适当调整):

| WB              | IP        | IF         | IHC        | ICC        | FC         | ELISA | ChIP |
|-----------------|-----------|------------|------------|------------|------------|-------|------|
| 1:1,000-1:2,000 | 1:10-1:50 | 1:50-1:200 | 1:50-1:200 | 1:50-1:200 | 1:50-1:100 | -     | -    |

- 抗体详细信息如下:

| About this Antibody |  |
|---------------------|--|
| Name                | PI 3 Kinase p85 beta Rabbit Monoclonal Antibody  |
| Category            | Rabbit Monoclonal Antibody (RabMAb); Primary antibody  |
| Isotype             | IgG  |
| Purification        | Affinity purification  |
| About the Immunogen |  |
| Immunogen           | Recombinant protein  |
| Gene ID             | 5296(Human); 29741(Rat)  |
| SwissProt           | O00459(Human); Q63788(Rat)   |
| Synonyms            | Phosphatidylinositol 3-kinase regulatory subunit beta; PI3-kinase regulatory subunit beta; PI3K regulatory subunit beta; PtdIns-3-kinase regulatory subunit beta; Phosphatidylinositol 3-kinase 85 kDa regulatory subunit beta; PI3-kinase subunit p85-beta; Pt  |
| Category            | Immunology/Inflammation  |
| Background          | Phosphatidylinositol 3-kinase (PI 3-kinase) is composed of p85 and p110 subunits. p85 lacks PI 3-kinase activity and acts as an adapter, coupling p110 to activated protein tyrosine kinase. Two forms of p85 have been described (p85 $\alpha$ and p85 $\beta$ ), each possessing one SH3 and two SH2 domains. Various p110 isoforms have been identified. p110 $\alpha$ and p110 $\beta$ interact with p85 $\alpha$ , and p110 $\alpha$ has also been shown to interact with p85 $\beta$ in vitro. p110 $\alpha$ expression is restricted to white blood cells. It has been shown to bind p85 $\alpha$ and p85 $\beta$ , but it apparently does not phosphorylate these subunits. p110 $\alpha$ seems to have the capacity to autophosphorylate. p110 $\alpha$ does not interact with the p85 subunits. It has been shown to be activated by $\alpha$ and $\beta$ heterotrimeric G proteins. |

### 包装清单:

| 产品编号   | 产品名称  | 包装         |
|--------|---|------------|
| AF1729 | PI 3 Kinase p85 beta Rabbit Monoclonal Antibody | 50 $\mu$ l |
| AZ050  | Western一抗稀释液                                    | 50ml       |
| —      | 说明书   | 1份         |

### 保存条件:

PI 3 Kinase p85 beta Rabbit Monoclonal Antibody -20 $^{\circ}$ C保存, Western一抗稀释液-20 $^{\circ}$ C或4 $^{\circ}$ C保存, 一年有效。Western一抗稀释液优先推荐4 $^{\circ}$ C保存, 长期不使用可以考虑-20 $^{\circ}$ C保存, 但冻融可能会导致出现轻微的浑浊和少量不溶物。

### 注意事项:

- 如果本抗体用于Western blot (WB)、免疫荧光(IF)、免疫细胞化学(ICC)等实验，请注意回收使用过的稀释抗体。回收的抗体通常至少可以重复使用5-10次。稀释后的抗体，包括已经使用过的稀释抗体，请4°C保存。
- 回收后重复使用的抗体，使用方法同新鲜稀释的抗体。如果在重复使用过程中发现抗体出现轻微混浊现象，可以10,000g离心1-3分钟，取上清用于后续检测。如果回收的抗体出现明显的絮状物或长霉长菌等情况，则可以考虑废弃该抗体。
- 提供的Western一抗稀释液也可以用于免疫荧光(IF)、免疫组化(IHC)、免疫细胞化学(ICC)等适当用途。如果希望获得最佳的检测效果，请考虑使用上述检测专用的一抗稀释液。
- 本产品仅限于专业人员的科学研究用，不得用于临床诊断或治疗，不得用于食品或药品，不得存放于普通住宅内。
- 为了您的安全和健康，请穿实验服并戴一次性手套操作。

## 使用说明：

请根据抗体的实际用途选择相应的使用方法。

### 1. Western检测：

- 按照推荐的稀释比例用碧云天提供的Western一抗稀释液稀释抗体。
- 把经过封闭的蛋白膜与稀释好的一抗4°C缓慢摇动过夜或室温缓慢摇动2小时，确保稀释的抗体至少能在摇动的瞬间覆盖蛋白膜。
- 回收稀释的一抗，4°C保存以备下次继续使用。
- 按照Western的实验步骤进行后续的洗涤、二抗孵育、洗涤和检测等操作。具体操作可以参考如下网页：

<http://www.beyotime.com/support/western.htm>

### 2. 免疫染色：

可以使用碧云天生产的免疫染色一抗稀释液(P0103)稀释抗体，使用后注意回收稀释好的一抗，具体操作可以参考如下网页：

<http://www.beyotime.com/support/immunol-staining.htm>

### 3. 其它实验操作请自行参考适当的protocol进行。

### 4. 代表性图片：

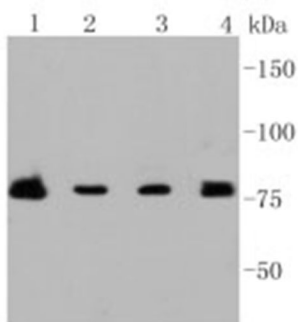


Fig. 1. Western blot analysis of PI 3 Kinase p85 beta on different lysates using anti-PI 3 Kinase p85 beta antibody at 1/1,000 dilution. Positive control: Lane 1: Raji; Lane 2: Hela; Lane 3: MCF-7; Lane 4: U937

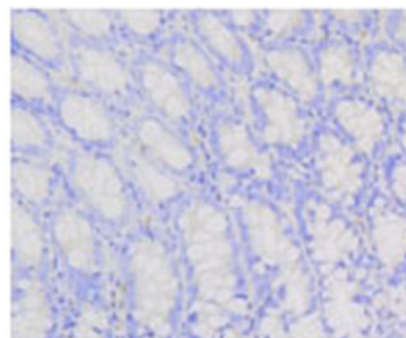


Fig. 2. Immunohistochemical analysis of paraffin-embedded rat colon tissue using anti-PI 3 Kinase p85 beta antibody. Counter stained with hematoxylin.

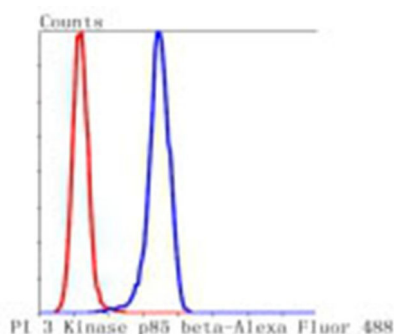


Fig. 3. Flow cytometric analysis of HeLa cells with PI 3 Kinase p85 beta antibody at 1/50 dilution (blue) compared with an unlabelled control (cells without incubation with primary antibody; red). Alexa Fluor 488-conjugated goat anti rabbit IgG was used as the secondary antibody.

相关产品:

| 产品编号    | 产品名称                             | 包装       |
|---------|----------------------------------|----------|
| P0006   | Bradford蛋白浓度测定试剂盒                | 1000次    |
| P0010   | BCA蛋白浓度测定试剂盒(增强型)                | 500次     |
| P0012   | BCA蛋白浓度测定试剂盒                     | 500次     |
| P0012A  | SDS-PAGE凝胶配制试剂盒                  | 1盒       |
| P0012AC | SDS-PAGE凝胶快速配制试剂盒                | 1盒       |
| P0013   | Western及IP细胞裂解液                  | 100ml    |
| P0013B  | RIPA裂解液(强)                       | 100ml    |
| P0014B  | SDS-PAGE电泳液                      | 10×1L    |
| P0015   | SDS-PAGE蛋白上样缓冲液(5X)              | 2ml      |
| P0018   | BeyoECL Plus(超敏ECL化学发光试剂盒)       | 共100ml   |
| P0018A  | BeyoECL Star(特超敏ECL化学发光试剂盒)      | 共100ml   |
| P0020   | 显影定影试剂盒                          | 各1升      |
| P0021B  | Western转膜液                       | 10×1L    |
| P0023A  | Western一抗稀释液                     | 100ml    |
| P0023B  | Western封闭液                       | 100ml    |
| P0023C6 | Western洗涤液(10X)                  | 10×100ml |
| P0023D  | Western二抗稀释液                     | 100ml    |
| P0025   | Western一抗二抗去除液(强碱性)              | 250ml    |
| P0066   | 预染蛋白质分子量标准(19-117kD)             | 200μl    |
| P0068   | 彩色预染蛋白质分子量标准(10-180kD)           | 200μl    |
| P0071   | BeyoColor™彩色预染蛋白分子量标准(6.5-270kD) | 200μl    |
| P0075   | BeyoColor™彩色预染蛋白分子量标准(10-170kD)  | 200μl    |
| P0078   | BeyoColor™彩色预染蛋白分子量标准(15-120kD)  | 200μl    |
| P0098   | 免疫染色固定液                          | 100ml    |
| P0102   | 免疫染色封闭液                          | 100ml    |
| P0103   | 免疫染色一抗稀释液                        | 100ml    |
| P0106   | 免疫染色洗涤液                          | 250ml    |
| P0108   | 免疫荧光染色二抗稀释液                      | 100ml    |
| P0110   | 免疫染色(非荧光)二抗稀释液                   | 100ml    |
| P0126   | 抗荧光淬灭封片液                         | 5ml      |
| P0252   | QuickBlock™ Western封闭液           | 100ml    |
| P0256   | QuickBlock™ Western一抗稀释液         | 100ml    |
| P0258   | QuickBlock™ Western二抗稀释液         | 100ml    |
| P0260   | QuickBlock™免疫染色封闭液               | 100ml    |
| P0262   | QuickBlock™免疫染色一抗稀释液             | 100ml    |
| P0265   | QuickBlock™免疫荧光染色二抗稀释液           | 100ml    |
| P0267   | QuickBlock™免疫组化染色二抗稀释液           | 100ml    |
| FFP24   | PVDF膜(进口分装, 6.6×8.5cm, 0.2μm)    | 20张/包装   |
| FFP32   | PVDF膜(进口分装, 6.6×8.5cm, 0.45μm)   | 20张/包装   |
| FFP51   | 转印滤纸(7.5×10cm)                   | 100片/包装  |
| FF057   | X-OMAT BT胶片(原柯达, 5×7英寸)          | 100张/盒   |
| FFC58   | 压片暗盒(5×7英寸)                      | 1个       |

Version 2017.01.17